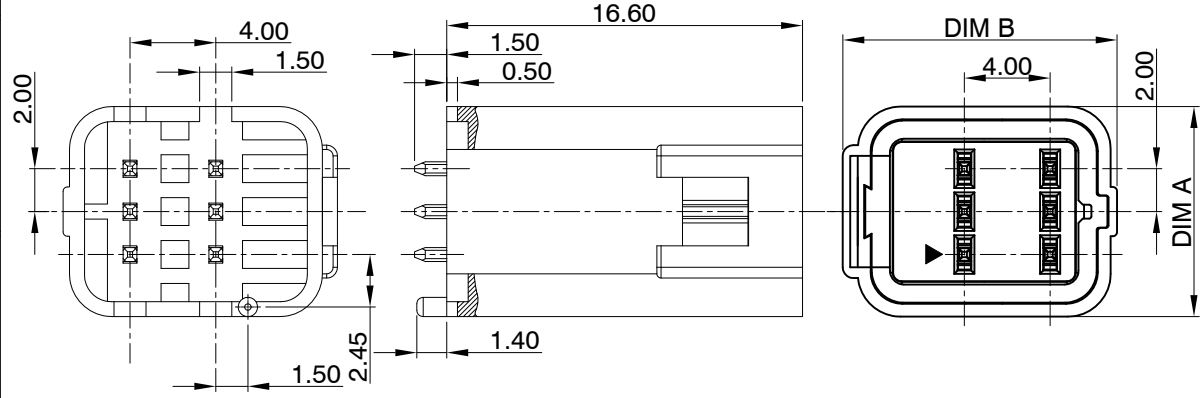


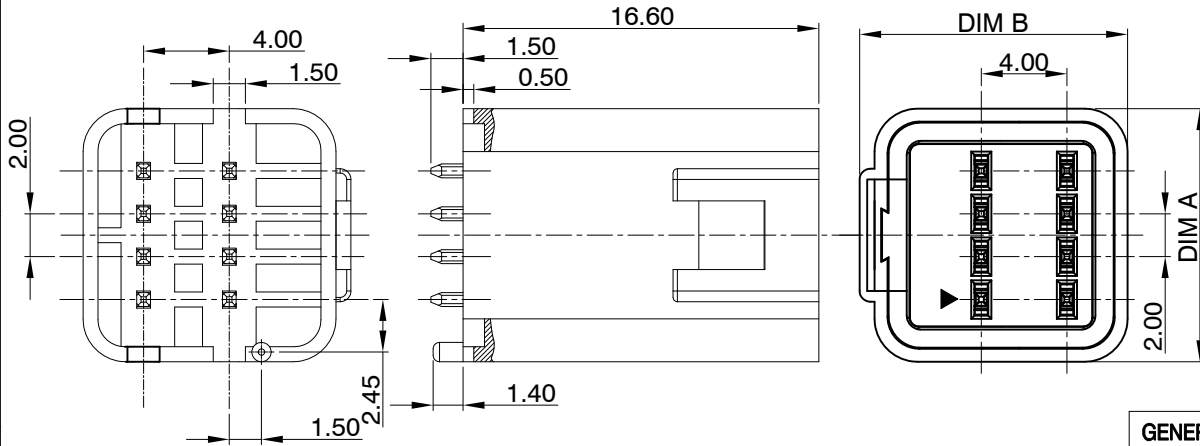
此文件为双方检验的唯一标准
This document is the only standard for inspection by both parties.

双排板端防水连接器
图示: 1WPBT02T06R0TV00



6 PIN RECEPTACLE	1WPBT02T06R0TV00	9.8	13.1
PART DESCRIPTION	PART NUMBER	DIM A	DIM B

双排板端防水连接器
图示: 1WPBT02T08R0TV00



12 PIN RECEPTACLE	1WPBT02T12R0TV00	15.8	12.8
8 PIN RECEPTACLE	1WPBT02T08R0TV00	11.8	12.8
PART DESCRIPTION	PART NUMBER	DIM A	DIM B

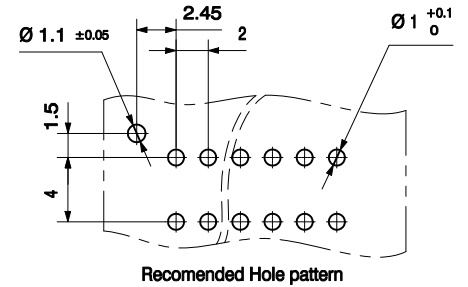
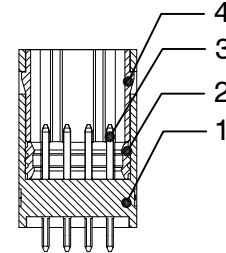
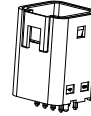
Shown: 1WPBT02T06R0TV00

1/1



Shown: 1WPBT02T08R0TV00

1/1



技术参数规格:

1. 电气性能参数

额定电流
额定电压
接触阻抗

: 3 A AC, DC (AWG #22)

: 100 V AC, DC

: 初态值 10 mΩ max.

: 测试后 20 mΩ max.

绝缘阻抗

: 1,000 MΩ min.

耐电压

: 1000 VAC / minute

2. 应用参数

适用线径

: AWG #26 to #22, 0.13 to 0.33 mm²

绝缘外径

: 1.4 to 1.7 mm

3. 产品环境性能参数

工作环境温度

: -25°C to +125°C

(包含产品在使用过程中的电流升温影响)

防水等级

: IP67 of IEC 60529 (产品内部对配防水)

RoHS 要求

: RoHS

4. 材料及镀层规格

: 参考图纸标注

5. 包装方式

: 纸盒/纸箱, 参考产品包装规范文件

GENERAL TOLERANCE		DRAWN	Michael Wu	7/7'20	SCALE	PART NO.	1WPBT02**R0TV00
X:±0.30	x':±3.0'	CHECKED			4/1	TITLE	DUAL ROW TYPE
.X:±0.25	.x':±2.0'	APPROVED			UNITS	mm	BOARD RECEPTACLE
.XX:±0.20		File NO.	WPBT0201S		CUSTOMER DRAWING		
.XXX:±0.10		REV.			蘇州祥龍嘉業電子科技股份有限公司		
SHEET	1/1	QTY	1	X6	Goldenconn Electronics Technology Co.,LTD		

REV.	ECN.NO.	MODIFY.CONTENT	DATE
X1		draft for quotation	12/31'19
X2		customer change material and specification	3/24'20
X3		change pin slot	5/13'20
X4		adding the pin 1 No indication ▲	5/14'20
X5		change plating Au to Tin	6/28'20
X6		change the pin length and revised part No.	7/7'20