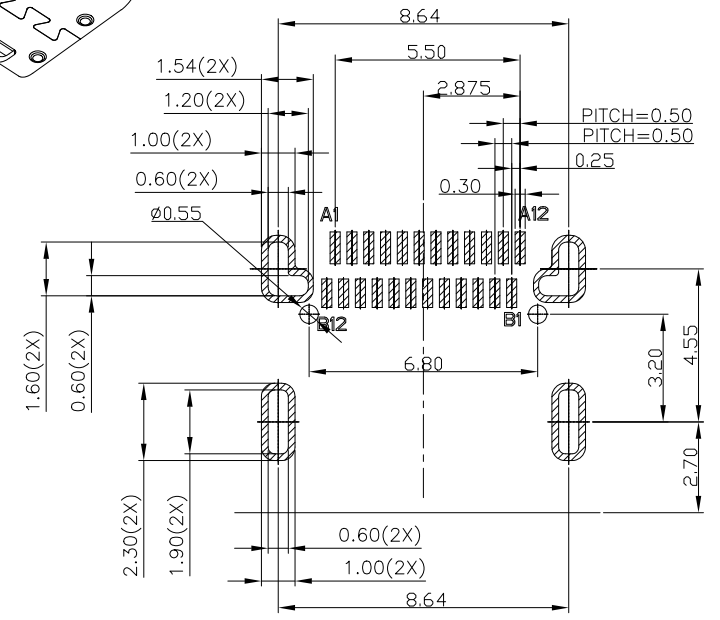
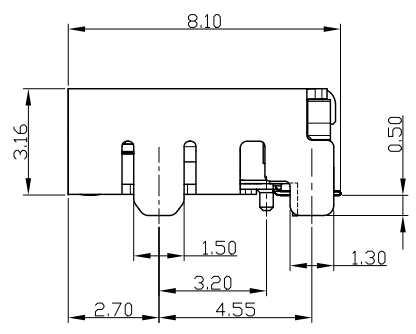
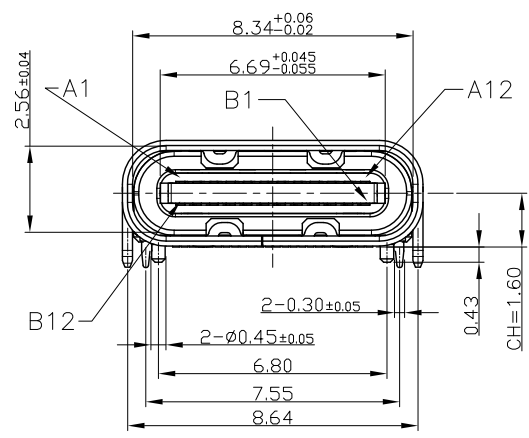
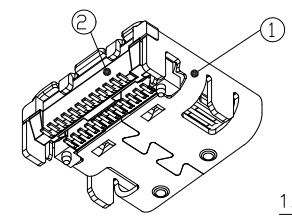
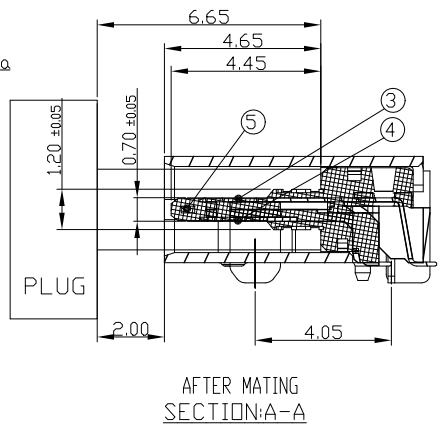
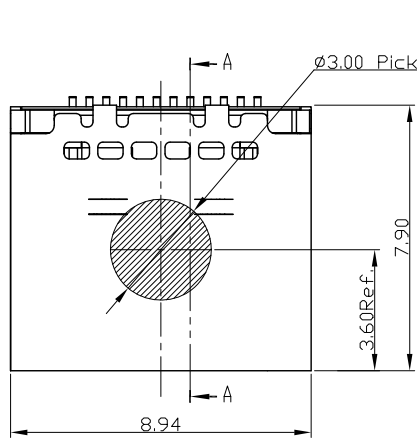


REV.	ECN.NO.	MODIFY.CONTENT	DATE
A	---	FIRST VERSION	06/21'20



RECOMMENDED PCB LAYOUT(THICKNESS:0.80MM)
PWB TOLERANCE: ±0.05

SPECIFICATION:

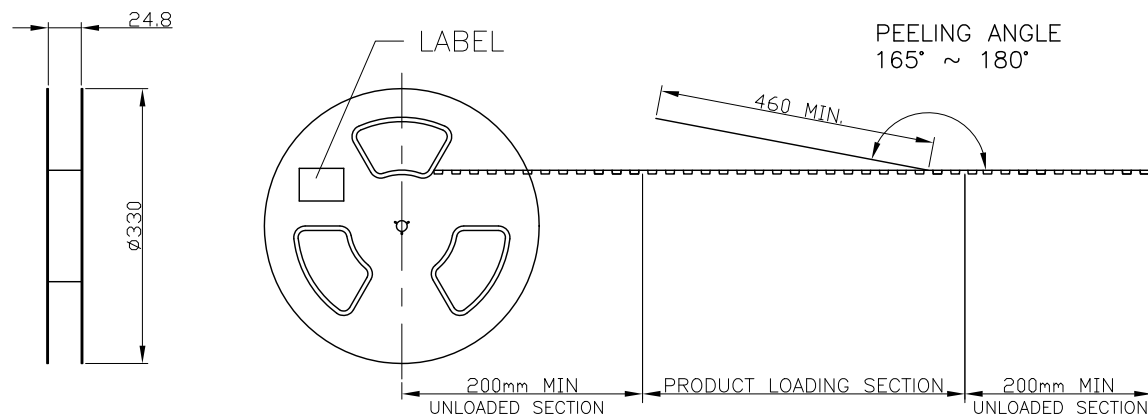
- 1.ELECTRICAL CHARACTERISTICS:
 - 1.1 CURRENT RATING: A CURRENT OF 5 A SHALL BE APPLIED COLLECTIVELY TO VBUS PINS (I.E., PINS A4, A9, B4, AND B9) AND 1.25 A SHALL BE APPLIED TO THE VCONN PIN (I.E., B5 OF THE PLUG CONNECTOR) WITH THE RETURN PATH THROUGH THE CORRESPONDING GND PINS (I.E., PINS A1, A12, B1, AND B12). A MINIMUM CURRENT OF 0.25 A SHALL ALSO BE APPLIED INDIVIDUALLY TO ALL THE OTHER CONTACTS.
 - 1.2 CONTACT RESISTANCE: 40 MILLIONHM MAX.
 - 1.3 DIELECTRIC WITHSTANDING VOLTAGE: 100 VAC r.m.s
 - 1.4 INSULATION RESISTNACE: 100 MEGOHMS MIN.
- 2.MECHANICAL CHARACTERISTICS
 - 2.1 INSERTION FORCE: 5~20N
 - 2.2 EXTRACTION FORCE: Initial:8~20N;Durability:6~20N(1000cycles);
 - 2.3 DURABILITY:10,000CYCLES
- 3.ENVIRONMENTAL CHARACTERISTICS
 - 3.1 TEMPERATURE RANGE: -40 °C ~ 85 °C
 - 3.2. IR REFLOW: THE PEAK TEMPERATURE ON THE BOARD SHALL BE MAINTAINED FOR 10 SECONDS AT 260°C.

4.PART NO.:
1UBC006 * 24R1R-HF
PLATING CODE: HF:HALOGEN FREE
F:GOLD FLASH
J:Au:15u"
K:Au:30u"

5	MID PLATE	1 PCS	STAINLESS STEEL	Ni 30u" MIN. UNDER PLATED OVER ALL.
4	CONTACT B	1 SET	COPPER ALLOY	Ni 50u" MIN. UNDER PLATED OVER ALL; Au PLATED ON THE FUNCTIONAL AREA OF CONTACT. (GOLD PLATING THICKNESS FOLLOW THE P/N); GOLD FLASH PLATED ON THE SOLDER AREA
3	CONTACT A	1 SET	COPPER ALLOY	
2	HOUSING	3 PCS	LCP	COLOR: BLACK
1	SHELL	1 PCS	STAINLESS STEEL	Ni 30u" MIN. UNDER PLATED OVER ALL.
NO.	DESCRIPTION	QTY.	MATERIAL	FINISH

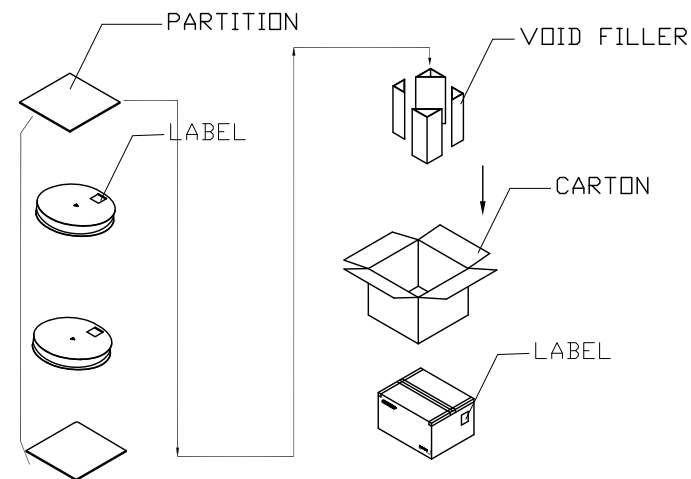
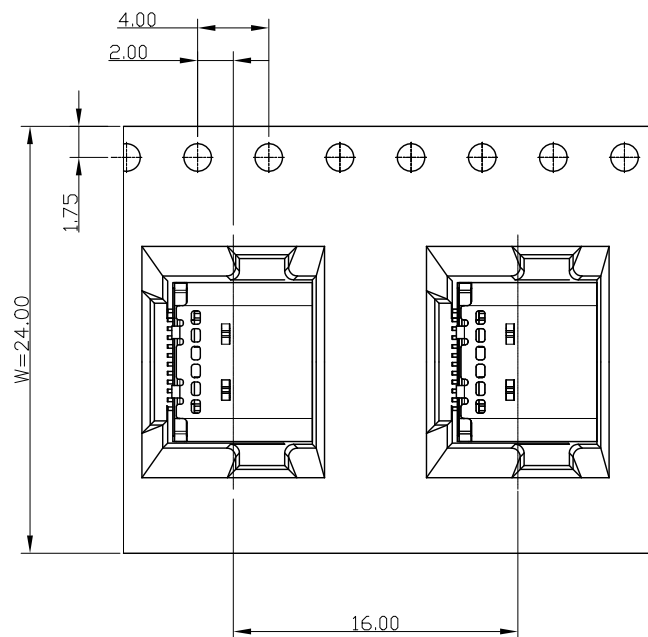
GENERAL TOLERANCE		DRAWN	WH.Su	09/22'20	SCALE	PART NO.	1UBC006*24R1R-HF
X.±0.30	x.°±1°	CHECKED	Roy.Lee	09/22'20	N/A	TITLE	TYPE C REC. 24P 有柱款
.X±0.25	.x°±0.1°	APPROVED	Murry.Lu	09/22'20	UNITS	mm	CUSTOMER DRAWING
.XX±0.20		File NO.	UBC00601S				
.XXX±0.10		REV.	蘇州祥龍嘉業電子科技股份有限公司				
SHEET 1/2	Q'TY 1	A	Goldenconn Electronics Technology Co.,LTD				

REV.	ECN.NO.	MODIFY.CONTENT	DATE
A	---	FIRST VERSION	06/21'20



- NOTES :
- MATERIAL :
COVER TAPE : P.S T=0.05mm
CARRIER TAPE : P.S T=0.40mm
CARTON: CORRUGATED FIBER
 - DIMENSION :
REEL : SEE DRAWING
SHIPPING BOX: 350X350X300mm
 - QUANTITY : SEE TABLE
 - PEELING RESISTANCE : 10gf~130gf (for 12~56mm)
 - PEELING SPEED : 300mm/MINUTES

PULL OUT DIRECTION
→



900	9	8100
PCS/REEL	REEL/BOX	TOTAL Q'TY

GENERAL TOLERANCE	DRAWN	WH.Su	09/22'20	SCALE	PART NO.	1UBC006*24R1R-HF
X.±0.40	x.°±1°	CHECKED	Ray.Lee	09/22'20	TITLE	TYPE C REC. 24P 有柱款
.X±0.30	.x°±0.1°	APPROVED	Murry.Lu	09/22'20	UNITS	mm
.XX±0.25		File NO.	UBC00601S			CUSTOMER DRAWING
.XXX±0.10		REV.	蘇州祥龍嘉業電子科技股份有限公司			
SHEET	2/2	Q'TY	1	REV.	Goldenconn Electronics Technology Co.,LTD	
			A			

此文件为双方检验的唯一标准
This document is the only standard for inspection by both parties